

# LABBEASY

LABBEASY

## Leaf Creatures

8 animal templates to decorate  
with colorful fall leaves

LABBEASY

LABBEASY



LABBEASY

PDF 4317-EN

# LABBEASY

LABBEASY

## Leaf Creatures

Overview .....	Page 3
How to make it .....	Page 4
Animal templates.....	Pages 5 - 12

LABBEASY

LABBEASY

### PRINT SETTINGS

Please use Acrobat Reader to print and make sure that the settings 'Actual size' and 'Auto portrait/landscape' are selected.

### SAVE PAPER & TONER

Only print out the pages you need.

### COPYRIGHT & LICENCE

This material is protected by copyright. Labbé holds exclusive rights. © Labbé Publishing

This PDF file may only be used by the original purchaser and is intended for personal use and teaching. Distribution of the PDF file to school staff or to parents and students is not permitted. It is also not permitted to make it available on the internet or to place it on a school server. It is prohibited to use the PDF file, printouts of the PDF file, and objects created from it for commercial purposes. For more information, visit [www.labbeasy.com](http://www.labbeasy.com)

LABBEASY

OVERVIEW

# Leaf Creatures



HEDGEHOG  
Page 5



LION  
Page 6



BEAR  
Page 7



SQUIRREL  
Page 8



FRIENDLY DOG  
Page 9



SLEEPY DOG  
Page 10



CHEERFUL DOG  
Page 11



SILLY DOG  
Page 12

## HOW TO MAKE IT


# Leaf Creatures

1




Collect colorful fall leaves from outside. These could be from trees, bushes, shrubs, or even flowers or herbs.

2



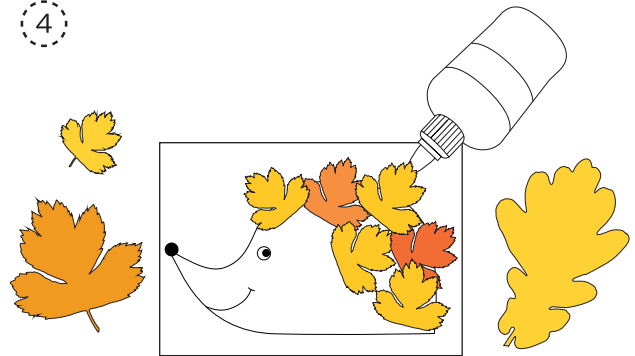
Press the leaves in a plant press or in a thick book.

3



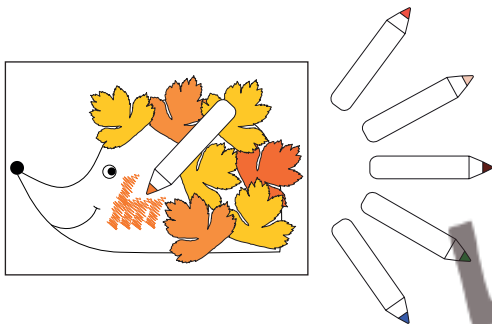
Print out the animal template you like.

4




Choose the leaves you want to use and glue them on the animal.

5



If you like, you can then color the animal...

6



... WOW!

LABBEASY

LABBEASY

LABBEASY

LABBEASY

