

LABBEASY

LABBEASY

Animal Party Favors

12 small animal templates for party favors
and 12 large animal templates for paper garlands



LABBEASY

PDF 4311-EN

LABBEASY

LABBEASY

Animal Party Favors

Overview	Page 3
How to make it	Page 4
Animal templates, small	Pages 5 - 10
Animal templates, large	Pages 11 - 22

PRINT SETTINGS

Please use Acrobat Reader to print and make sure that the settings 'Actual size' and 'Auto portrait/landscape' are selected.

SAVE PAPER & TONER

Only print out the pages you need.

COPYRIGHT & LICENCE

This material is protected by copyright. Labbé holds exclusive rights. © Labbé Publishing

This PDF file may only be used by the original purchaser and is intended for personal use and teaching. Distribution of the PDF file to school staff or to parents and students is not permitted. It is also not permitted to make it available on the internet or to place it on a school server. It is prohibited to use the PDF file, printouts of the PDF file, and objects created from it for commercial purposes. For more information, visit www.labbeasy.com

OVERVIEW


Animal Party Favors




Cat - Pages 5 + 11



Dog - Pages 5 + 12




Rabbit - Pages 6 + 13




Tiger - Pages 6 + 14



Fox - Pages 7 + 15




Sheep - Pages 7 + 16




Monkey - Pages 8 + 17



Bear - Pages 8 + 18



Pig - Pages 9 + 19



Cow - Pages 9 + 20



Reindeer - Pages 10 + 21




Raccoon - Pages 10 + 22

HOW TO MAKE IT


Animal Party Favors

1




Choose the animal templates you like from the materials and print them on white or colored paper. If you like, you can color the animals.

2




Neatly cut out the animals.

3



Carefully cut a slit along the dotted lines on each paw.

4



Slot the paws in place by connecting the slits together.

5



With their paws, the animals can hold little candies and surprises as party gifts.

6



The animals can also be connected together to make a paper garland.

