


LABBEASY

LABBEASY

Sneakers

12 coloring-in pictures, each in two sizes
including poster format for group work



LABBEASY

LABBEASY

PDF 4437-EN

LABBEASY

LABBEASY

Sneakers

Introduction	Page 3
Overview	Page 4
How to do it	Page 5
Coloring-in templates	Pages 6 - 17
Poster-format templates	Pages 18 - 65

PRINT SETTINGS

Please use Acrobat Reader to print and make sure that the settings 'Actual size' and 'Auto portrait/landscape' are selected.

SAVE PAPER & TONER

Only print out the pages you need.

COPYRIGHT & LICENCE


This material is protected by copyright. Labbé holds exclusive rights. © Labbé Publishing

This PDF file may only be used by the original purchaser and is intended for personal use and teaching. Distribution of the PDF file to school staff or to parents and students is not permitted. It is also not permitted to make it available on the internet or to place it on a school server. It is prohibited to use the PDF file, printouts of the PDF file, and objects created from it for commercial purposes. For more information, visit www.labbeasy.com

INTRODUCTION

SNEAKERS

Sneakers started out as gym and sports shoes. 'Sneaker' is American slang – kids started calling them this because the rubber soles meant you could sneak about quietly. And sneakers still have rubber soles today! These sports shoes made their debut in England in the nineteenth century as croquet shoes that had a flexible rubber sole and canvas upper. In those days, only wealthy aristocrats had the leisure time for running and ball games. To have footwear tailor-made for this purpose was a sign of wealth and sophistication. The new rubber soles were considered especially refined and modern at the time.



Nowadays a sneaker's not just a gym shoe, but also a shoe for everyday life. The breakout success of the sneaker began in the 1950s, when James Dean let himself be photographed wearing these shoes again and again. As a result of this, wearing sneakers became foremost an anti-fashion statement, especially in subcultural circles. By wearing sneakers, young people openly displayed their opposition to the establishment – to bourgeois society.

Today sneakers are fashionable and come in a huge variety of styles. You can buy them in all imaginable colors and models, from countless different manufacturers and brands, for men and women, for kids and even babies. Over time they've turned into a status symbol and a sign of belonging to a certain social group, with specific brands and labels defining the trends.

These twelve designs – running shoes, tennis shoes, basketball hightops, etc. – are unlabelled and unbranded. They're sneakers with neither logo nor status... it's completely up to you how to color them in!

Micha Labbé

OVERVIEW

SNEAKERS



Sneaker 01
Pages 6 + 18-21



Sneaker 02
Pages 7 + 22-25




Sneaker 03
Pages 8 + 26-29



Sneaker 04
Pages 9 + 30-33



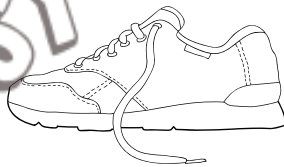
Sneaker 05
Pages 10 + 34-37



Sneaker 06
Pages 11 + 38-41



Sneaker 07
Pages 12 + 42-45



Sneaker 08
Pages 13 + 46-49



Sneaker 09
Pages 14 + 50-53



Sneaker 10
Pages 15 + 54-57



Sneaker 11
Pages 16 + 58-61




Sneaker 12
Pages 17 + 62-65

HOW TO DO IT

SNEAKERS

These sneakers come in two sizes: on a single sheet and in poster format for group work. The poster-size sneakers consist of four sheets and are assembled in the following way:



- 1 Print out the four sheets for your chosen sneaker.
- 2 Color-in the individual sheets.
- 3 Cut out the colored-in sheets along the cutting lines marked with a scissors symbol.
- 4 Glue the four sheets together using the indicated glueing areas. And that's it - you've designed your own sneakers! Awesome!!!