

LABBEASY

LABBEASY

Giant Puzzle - Tree

24 puzzle pieces, templates in three different sizes


Giant puzzle 34 x 28 inches (87 x 72 cm)

Large puzzle 23.6 x 18.7 inches (60 x 50 cm)

Small puzzle 16.5 x 13.7 inches (42 x 35 cm)

LABBEASY

LABBEASY



LABBEASY

PDF 4453-EN

LABBEASY

LABBEASY

Giant Puzzle - Tree

Introduction	Page 3
How to do it	Pages 4 - 5
Puzzle, giant	Pages 6 - 29
Puzzle, large	Pages 30 - 41
Puzzle, small	Pages 42 - 47

PRINT SETTINGS

Please use Acrobat Reader to print and make sure that the settings 'Actual size' and 'Auto portrait/landscape' are selected.

SAVE PAPER & TONER

Only print out the pages you need.

COPYRIGHT & LICENCE

This material is protected by copyright. Labbé holds exclusive rights. © Labbé Publishing

This PDF file may only be used by the original purchaser and is intended for personal use and teaching. Distribution of the PDF file to school staff or to parents and students is not permitted. It is also not permitted to make it available on the internet or to place it on a school server. It is prohibited to use the PDF file, printouts of the PDF file, and objects created from it for commercial purposes. For more information, visit www.labbeasy.com

INTRODUCTION

Giant Puzzle

A puzzle is a game in which you try to put the individual pieces back together to form a whole shape or image. As such, a puzzle is also a symbolically-rich and easy-to-grasp image of community and solidarity. The many little 'I' parts come together to form the big 'we' picture.



Because of its large surface area, you can represent and visualize social positions particularly well and put them together into a whole picture. The creation of a community puzzle can be used across disciplines and in many fields.

You can make a classroom puzzle for which each child draws themselves. After that, the individual self-portraits are put together to make an impressive whole work of art. Before starting such a project you should decide on the color of the background onto which the puzzle will be laid out... AWESOME!

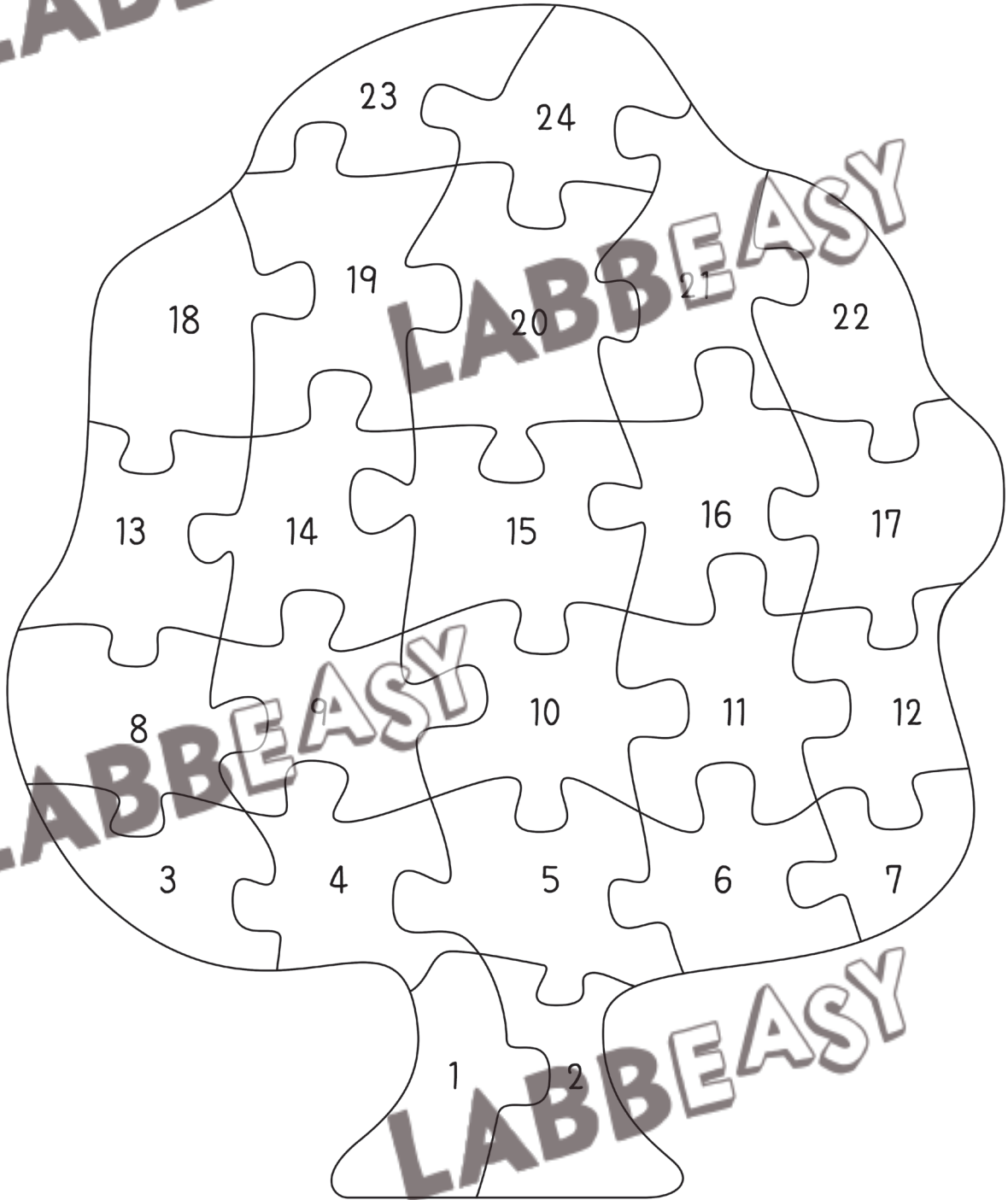
Micha Labbé

LABBEASY

HOW TO DO IT

Giant Puzzle - Tree

LABBEASY



LABBEASY


LABBEASY

LABBEASY

HOW TO DO IT

Giant Puzzle - Tree

1



Print out all 24 puzzle pieces on heavy white printing paper in the desired size – there are three different sizes.

2



Draw, paint or write on each puzzle piece according to taste or following an agreed theme.

3



Cut out the parts cleanly and accurately.

4



Stick all the puzzle pieces together according to the numbers as shown on page four or glue them onto a large sheet of packing paper.

5



... AWESOME!