

LABBEASY

LABBEASY



FRÖBEL EDITION

Paper Cutting for Beginners

40 templates with 10 worksheets for folding
and cutting out simple original Fröbel figures

LABBEASY

LABBEASY



LABBEASY

PDF 4103-EN

LABBEASY

FRÖBEL EDITION

Paper Cutting for Beginners

Introduction	Page 3
Cutting patterns Board A	Page 4
Blank templates	Page 5
Worksheets overview	Page 6
Worksheets	Pages 7 - 16

PRINT SETTINGS

Please use Acrobat Reader to print and make sure that the settings 'Actual size' and 'Auto portrait/landscape' are selected.

SAVE PAPER & TONER

Only print out the pages you need.

COPYRIGHT & LICENSE

This material is protected by copyright. Labbé holds exclusive rights. © Labbé Publishing

This PDF file may only be used by the original purchaser and is intended for personal use and teaching. Distribution of the PDF file to school staff or to parents and students is not permitted. It is also not permitted to make it available on the internet or to place it on a school server. It is prohibited to use the PDF file, printouts of the PDF file, and objects created from it for commercial purposes. For more information, visit www.labbeasy.com

INTRODUCTION

Friedrich Fröbel

Friedrich Fröbel (1782-1852) was one of the first educators to recognize the importance of early childhood. He's the founder of "kindergartens" (1840). Education, upbringing and care are the foundations of what make up his work. The central theme of his pedagogical work is how playing is an essential part of a child's life. Fröbel believes that children express themselves and discover many things through playing. Children can become prepared for the adult world through games, crafts and music. With this goal in mind, he developed a system of so-called "play gifts". By playing with these play gifts, children are introduced to the world and its rules and regulations.

The play gifts consisted of geometric elements made of wood, paper and other materials, which helped children to develop structures that were divided into three basic categories: forms of nature, forms of mathematics and forms of art. So, the first Fröbel gift is a soft ball. The second play gift consists of three solid objects made of wood: a sphere, a cube and a cylinder. There are ten play gifts in total. In addition to the play gifts, Fröbel also developed the Froebelian occupations, which are now used in every kindergarten around the world: paper folding, weaving, sewing, paper cutting, paper pricking, painting, drawing and clay modeling.


In recent discussions internationally, Fröbel has been seen as an inspirer of modern art and modern architecture and as an educator of abstraction in general. A whole generation of modern artists such as Piet Mondrian, Wassily Kandinsky, Georges Braque and Juan Gris and avant-garde architects such as Le Corbusier, Walter Gropius and Frank Lloyd Wright folded, wove, pin-pricked, played and tinkered with Fröbel's geometric and abstract forms as children in kindergarten.

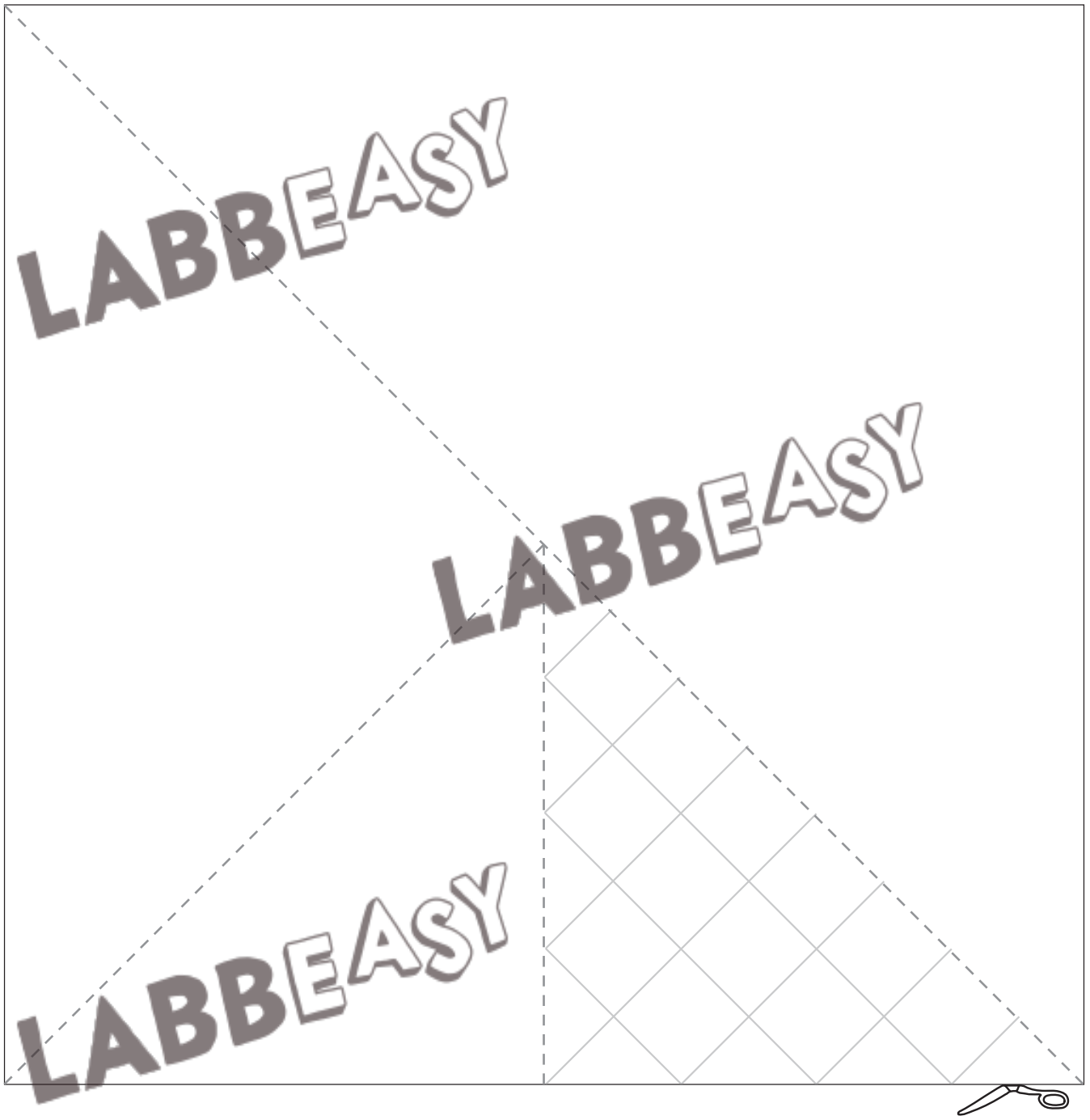
The similarity between a composition of red, blue and black strips of paper, which a child glued in kindergarten, and a painting by Piet Mondrian (who, by the way, was a teacher in a Fröbel kindergarten at one point) can be uncanny. Critics of modern art therefore like to say: "My five year old could have done that in kindergarten ...!"

With the Fröbel Edition we would like to show you the wide spectrum of Fröbel occupations. The templates provided are from around 1885.

Micha Labbé

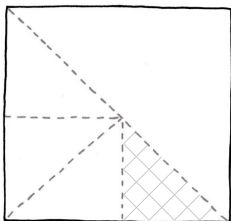
CUTTING PATTERNS - BOARD A





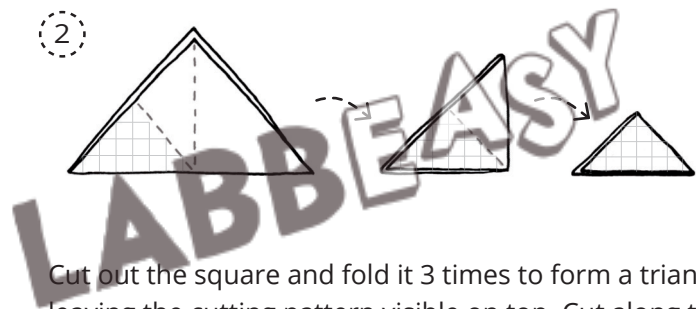
HOW TO MAKE IT

1



Choose a cutting pattern and draw the corresponding lines onto the grid area.

2



Cut out the square and fold it 3 times to form a triangle, leaving the cutting pattern visible on top. Cut along the lines you drew. Unfold all the pieces and lay them out to form the figure. Glue the pieces onto a large sheet of paper.