


# LABBEASY

LABBEASY

## Paper Chains - Wild Animals

10 different paper chain templates of wild animals



LABBEASY

PDF 4034-EN

# LABBEASY

LABBEASY

## Paper Chains - Wild Animals

Overview .....	Page 3
Instructions .....	Page 4
Paper chain templates .....	Pages 5 - 14

LABBEASY

### PRINT SETTINGS

Please use Acrobat Reader to print and make sure that the settings 'Actual size' and 'Auto portrait/landscape' are selected.

LABBEASY

### SAVE PAPER & TONER

Only print out the pages you need.

### COPYRIGHT & LICENCE

This material is protected by copyright. Labbé holds exclusive rights. © Labbé Publishing

This PDF file may only be used by the original purchaser and is intended for personal use and teaching. Distribution of the PDF file to school staff or to parents and students is not permitted. It is also not permitted to make it available on the internet or to place it on a school server. It is prohibited to use the PDF file, printouts of the PDF file, and objects created from it for commercial purposes. For more information, visit [www.labbeasy.com](http://www.labbeasy.com)


LABBEASY

OVERVIEW

# Paper Chains - Wild Animals



RHINO



KANGAROO



POLAR BEAR



LION



TIGER




HIPPO



ELEPHANT



ZEBRA




CAMEL




GIRAFFE

## HOW TO MAKE IT


# Paper Chains - Wild Animals



Print out your chosen paper chain template and cut out the frame along the solid line.




Fold the paper once down the middle along the dotted line. Then fold both sides again along the dotted lines, creating an accordion fold and so that you can see the shape on top.



Use a stapler to staple the layers together so they don't move as you cut out the shape. Be careful not to staple too close to the shape.



Now you can cut out the shape along the gray line. Try to cut along the line as accurately as possible and be sure not to cut through the fold on the edge of the page.



Once the shape is cut out, carefully unfold it. You can then glue several of these together to form a long paper chain.





LABBEASY

LABBEASY

LABBEASY

LABBEASY

