

# LABBEASY

LABBEASY

## Doodle Tangles - Summer

Step-by-step instructions for drawing doodle tangles with six different seasonal motifs

LABBEASY



LABBEASY

LABBEASY

PDF 4226-EN

# LABBEASY

LABBEASY

## Doodle Tangles - Summer

Introduction .....	Page 3
How to do it .....	Page 4
Scribble patterns - Instructions .....	Pages 5 - 13
Scatter patterns .....	Pages 14 - 15
Individual motifs .....	Page 16
Large pattern templates .....	Pages 17 - 28

### PRINT SETTINGS

Please use Acrobat Reader to print and make sure that the settings 'Actual size' and 'Auto portrait/landscape' are selected.

### SAVE PAPER & TONER

Only print out the pages you need.

### COPYRIGHT & LICENCE

This material is protected by copyright. Labbé holds exclusive rights. © Labbé Publishing

This PDF file may only be used by the original purchaser and is intended for personal use and teaching. Distribution of the PDF file to school staff or to parents and students is not permitted. It is also not permitted to make it available on the internet or to place it on a school server. It is prohibited to use the PDF file, printouts of the PDF file, and objects created from it for commercial purposes. For more information, visit [www.labbeasy.com](http://www.labbeasy.com)

## INTRODUCTION

# Doodle Tangles

'Doodling' is something you might do when you're on a long, boring phone call. You pick up a pen and begin to scribble little pictures or patterns on a piece of paper. The 'doodler' often doesn't know themselves why or what they're doodling – they just do it. Without being aware of it, this multitasking gives your concentration a helping hand. While your mind is occupied with one thing, your hand draws lines on paper, bypassing your intellect.



Contrary to popular belief, this sort of scribbling isn't a sign that you're not paying attention. Scribbling prevents your mind from wandering off and releases inner tension. Scribbling can even be helpful for learning: When you look out of the window, the mind wanders off, while scribbling has the opposite effect – you take in more and can later remember in more detail.

The verb "to tangle" means to get jumbled up. So the made-up term "doodle tangles" is simply a scribble jumble, in which one little scribble is repeated again and again to form a bigger scribble pattern.



Learning the patterns requires concentration, which later becomes to a certain extent automatic: Line by line a doodle tangle takes shape, and while you're working on the drawing you lose sense of space and time. These materials will show you how to draw such patterns step-by-step.

Drawing doodle tangles is a mental discipline that helps you relax. The results are fascinating, especially for those scribblers who otherwise can't or don't want to draw. Because with doodle tangles there's no up or down, and you don't need any previous experience to do them. Doodle tangles always work out and are loads of fun!

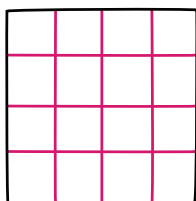
*Micha Labbé*

## HOW TO DO IT

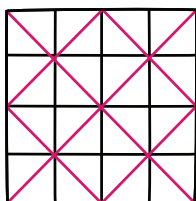
# Doodle Tangles

Three pattern stages are explained step-by-step in the instruction sheets. The previous stage is shown in black and the stage to be drawn next in pink. You'll find the practice area to the right of the step-by-step instructions. You should only draw in this practice area.


Step 1




Step 2



Step 3



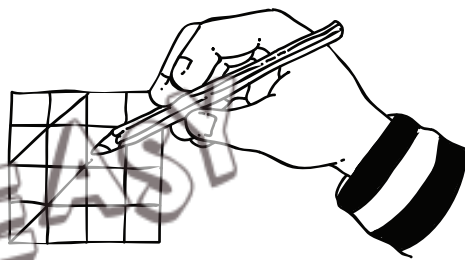
Step 4




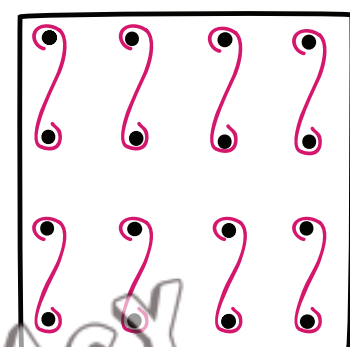
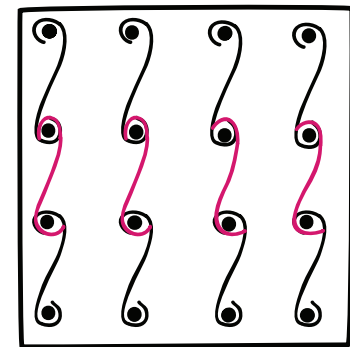
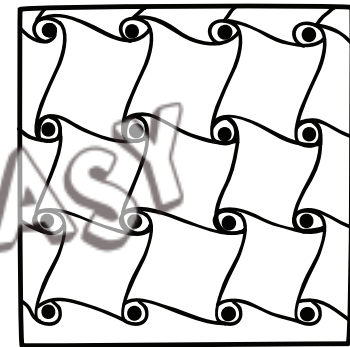

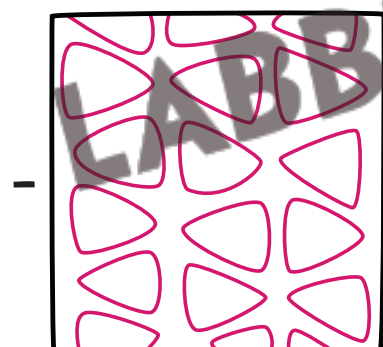

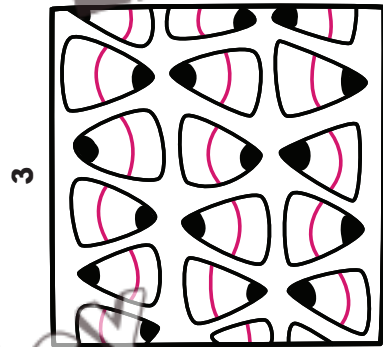
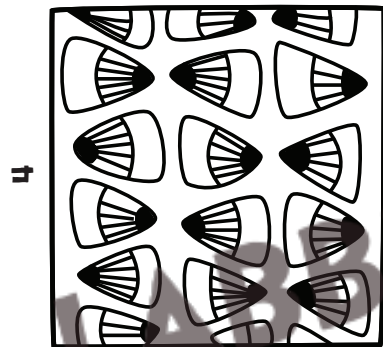
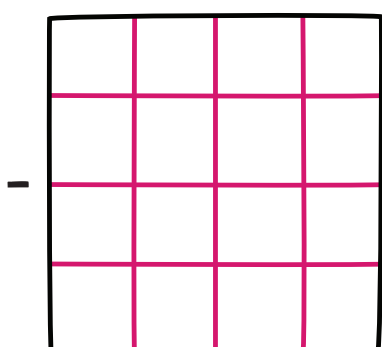
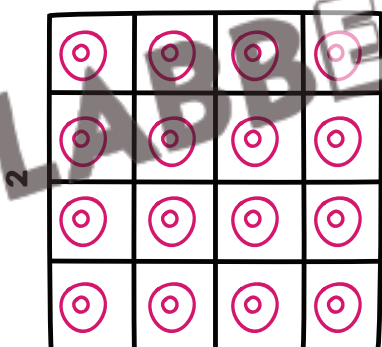
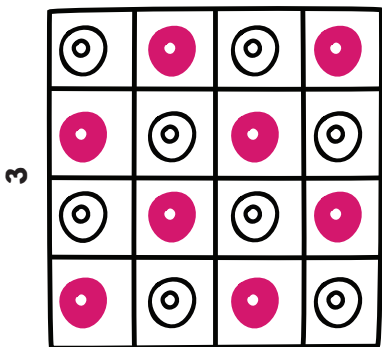

Practice area



After choosing your pattern, you copy all the lines from the stage one area to the practice area. One after the other, you copy the lines from the following stages of the pattern - two to four - across to the practice area.



You can choose several different patterns for the large scribble drawings, whichever ones you like, and copy them into the different areas. You can also get creative of course, and come up with your own patterns.



LABBEASY

EASY

EASY