

LABBEASY

LABBEASY

Butterflies

Five lifelike butterflies that you can hang up, stick on or balance on things

LABBEASY

LABBEASY



LABBEASY

PDF 4272-EN

LABBEASY

LABBEASY

Butterflies

Overview	Page 3
How to do it	Page 4
Large Blue	Page 5
Small Tortoiseshell	Page 6
Common Brimstone	Page 7
Admiral	Pages 8 - 9
Peacock	Pages 10 - 11

PRINT SETTINGS

Please use Acrobat Reader to print and make sure that the settings 'Actual size' and 'Auto portrait/landscape' are selected.

SAVE PAPER & TONER

Only print out the pages you need.

COPYRIGHT & LICENCE

This material is protected by copyright. Labbé holds exclusive rights. © Labbé Publishing

This PDF file may only be used by the original purchaser and is intended for personal use and teaching. Distribution of the PDF file to school staff or to parents and students is not permitted. It is also not permitted to make it available on the internet or to place it on a school server. It is prohibited to use the PDF file, printouts of the PDF file, and objects created from it for commercial purposes. For more information, visit www.labbeasy.com

OVERVIEW

Butterflies

LABBEASY



LARGE BLUE
Page 5



SMALL TORTOISESHELL
Page 6

LABBEASY



COMMON BRIMSTONE
Page 7

LABBEASY



ADMIRAL
Pages 8 - 9



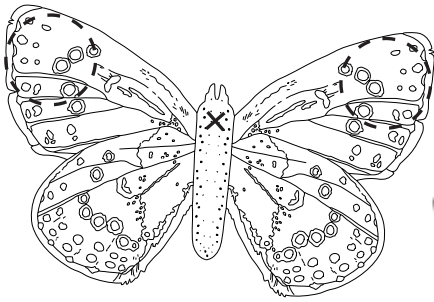
PEACOCK
Pages 10 - 11

LABBEASY

HOW TO DO IT


Butterflies

COLOR IN & CUT THEM OUT...




Print the desired butterfly template onto heavy printing paper. Color in all the parts, cut them out, and carefully stick the two halves of the butterfly together.

HANG THEM UP ...



All of the butterflies have different markings on their undersides. To hang them up, thread some cotton or string through the marked cross and use this for hanging.

STICK THEM ON...



Fold the butterflies' wings along the broken lines and glue the dotted underside of the body onto your background.

BALANCE THEM...




Glue a small coin to the dotted circles on the underside and set the butterfly down so that it balances on its head.

LARGE BLUE

LABBEASY



CATERPILLAR



TOPSIDE

LABBEASY



UNDERSIDE

LABBEASY