

# LABBEASY

LABBEASY

## Op-Art - Paper Chains

24 templates with two options for paper chains,  
garlands, and mobiles



LABBEASY

LABBEASY

PDF 4435-EN

# LABBEASY

LABBEASY

## Op-Art - Paper Chains

Introduction .....	Page 3
Coloring suggestions .....	Page 4
How to do it .....	Page 6
Op-Art circles .....	Pages 7 - 10
Op-Art circles in black and white .....	Pages 11 - 14

### PRINT SETTINGS

Please use Acrobat Reader to print and make sure that the settings 'Actual size' and 'Auto portrait/landscape' are selected.

### SAVE PAPER & TONER

Only print out the sheet you need

### COPYRIGHT & LICENCE

This material is protected by copyright. Labbé holds exclusive rights. © Labbé Publishing

This PDF file may only be used by the original purchaser and is intended for personal use and teaching. Distribution of the PDF file to school staff or to parents and students is not permitted. It is also not permitted to make it available on the internet or to place it on a school server. It is prohibited to use the PDF file, printouts of the PDF file, and objects created from it for commercial purposes. For more information, visit [www.labbeasy.com](http://www.labbeasy.com)

## INTRODUCTION

# Op-Art - Paper Chains

Op-Art is a style of visual art which emerged in the 1960s. Op-Art stands for 'optical art' that explored the phenomena of perception. This art movement deals with precise abstract shapes and colorful geometric patterns which stimulate both surprising and sometimes confusing optical effects. The impression of movement, flickering, and other optical effects can be triggered in the viewer's vision. Op-Art is 'art for all' because no previous knowledge of art, culture or history is needed when viewing the images. Only your own personal perception and what you experience in the here and now is important. Visual illusions can inspire the process of reflective thinking.




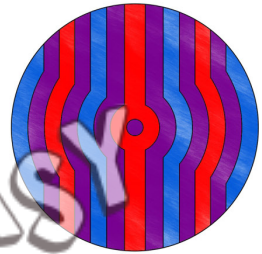







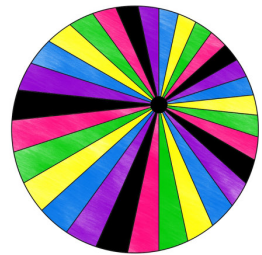

Coloring in these templates will stimulate optical illusions such as curving lines, wave and vortex-like movement, and seemingly paradoxical line motion. Originally, such op-art images were painted in black and white. You can of course color in the stripes using any color you like. The brighter and more contrasting the colors, the stronger and more surprising the effect.

Micha Labbé



OVERVIEW

# Coloring suggestions



OVERVIEW

# Coloring suggestions

