

LABBEASY

LABBEASY

JAPANESE FOLDED-PAPER CUTOUTS

Monkiri Sakura

16 templates for monkiri cherry blossom designs
that you can fold and cut out

LABBEASY



LABBEASY

LABBEASY

PDF 4142-EN

LABBEASY

LABBEASY

JAPANESE FOLDED-PAPER CUTOUTS

Monkiri Sakura

Introduction	Page 3
Overview	Page 4
Templates	Pages 5 - 20

LABBEASY

PRINT SETTINGS

Please use Acrobat Reader to print and make sure that the settings 'Actual size' and 'Auto portrait/landscape' are selected.

LABBEASY

SAVE PAPER & TONER

Only print out the pages you need.

COPYRIGHT & LICENCE

This material is protected by copyright. Labbé holds exclusive rights. © Labbé Publishing

This PDF file may only be used by the original purchaser and is intended for personal use and teaching. Distribution of the PDF file to school staff or to parents and students is not permitted. It is also not permitted to make it available on the internet or to place it on a school server. It is prohibited to use the PDF file, printouts of the PDF file, and objects created from it for commercial purposes. For more information, visit www.labbeasy.com

LABBEASY

INTRODUCTION

About Monkiri Sakura

Monkiri Sakura are Japanese paper cutouts that depict five-petaled cherry blossoms in an infinite number of variations. Monkiri Sakura is composed of the following two terms:

Sakura

Sakura (Japanese for cherry blossom) is one of the most well-known symbols in Japan. The Cherry blossom has been revered for centuries in Japan and is the nation's national flower. Since it blooms for only a short time, it symbolizes beauty and transience. The different stages of the blossom are said to remind people of the transience of beauty and life. The transience of the cherry blossom is a popular theme that always appears in wistful and melancholic poems and songs. When the cherry trees go into bloom, it means that spring is back, and everyone goes to the parks to admire them.



Monkiri

Monkiri is the traditional Japanese art of folding and cutting paper. Mon are Japanese heraldic images or family characters and kiri means 'cut'. Most Japanese coats of arms are monochrome, depict stylized plants or animals, and are often outlined by a circle. For example, the sixteen-petaled chrysanthemum is the emblem of the Japanese emperor and also the national coat of arms. There are over 10,000 different signs such as this in Japan, which have been passed down from generation to generation.

The timeless clarity and unique aesthetic of these ancient Japanese motifs still fascinates today. Even small children can cut out complicated Monkiri shapes if you fold the paper for them beforehand. The subsequent unfolding then has a real wow-effect!

Micha Labbé

OVERVIEW

Monkiri Sakura

5-FOLD DESIGNS



MONKIRI 1
Page 5




MONKIRI 2
Page 6




MONKIRI 3
Page 7



MONKIRI 4
Page 8




MONKIRI 5
Page 9



MONKIRI 6
Page 10



MONKIRI 7
Page 11



MONKIRI 8
Page 12



MONKIRI 9
Page 13



MONKIRI 10
Page 14




MONKIRI 11
Page 15



MONKIRI 12
Page 16



MONKIRI 13
Page 17



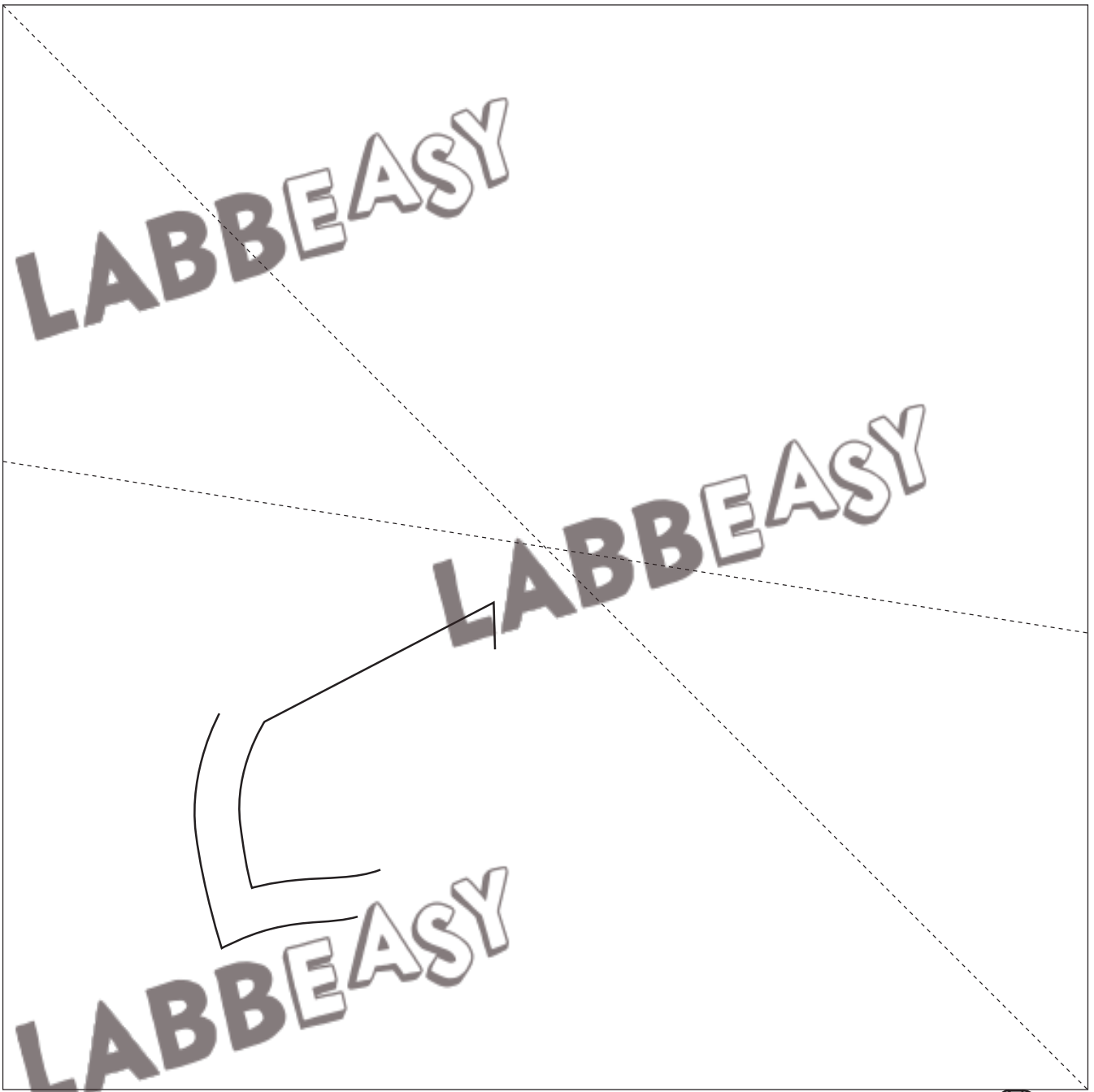
MONKIRI 14
Page 18



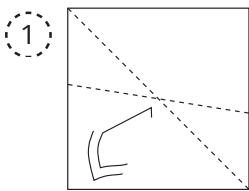
MONKIRI 15
Page 19



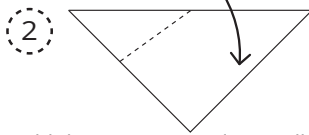
MONKIRI 16
Page 20



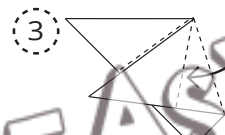
HOW TO DO IT



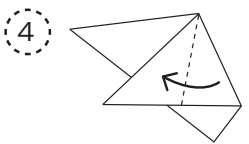
1 Cut out the framed area above for folding.



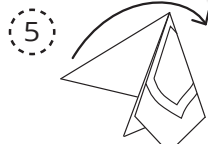
2 Fold the paper once diagonally, so that the design is folded down. Lay out the piece of paper as shown.



3 Fold the right side to meet the dotted line on the left.



4 Fold the piece of paper along the short line to the left so that both edges are on top of each other.



5 Fold the left tip backward along the dotted line.



6 Cut out the design and carefully unfold it.

