


LABBEASY

LABBEASY

Color-and-Collage - Arctic Animals

Templates for collages of 12 different
arctic animals that you can color in,
cut out, and stick together

LABBEASY



LABBEASY

LABBEASY

PDF 4118-EN

LABBEASY

Color-and-Collage - Arctic Animals

Overview	Page 3
How to do it	Page 4
Atlantic puffin, left/right	Pages 5, 17
Macaroni penguin, left/right	Pages 6, 18
Wandering albatross, left/right	Pages 7, 19
Arctic Fox, left/right	Pages 8, 20
Walrus, left/right	Pages 9, 21
Polar bear, left/right	Pages 10, 22
Orca, left/right	Pages 11, 23
Narwhal, left/right	Pages 12, 24
Crocodile icefish, left/right	Pages 13, 25
Colossal squid, left/right	Pages 14, 26
Harp seal, left/right	Pages 15, 27
Little auk, left/right	Pages 16, 28

PRINT SETTINGS

Please use Acrobat Reader to print and make sure that the settings 'Actual size' and 'Auto portrait/landscape' are selected.

SAVE PAPER & TONER

Only print out the pages you need.

COPYRIGHT & LICENCE

This material is protected by copyright. Labbé holds exclusive rights. © Labbé Publishing

This PDF file may only be used by the original purchaser and is intended for personal use and teaching. Distribution of the PDF file to school staff or to parents and students is not permitted. It is also not permitted to make it available on the internet or to place it on a school server. It is prohibited to use the PDF file, printouts of the PDF file, and objects created from it for commercial purposes. For more information, visit www.labbeasy.com

OVERVIEW


Color-and-Collage - Arctic Animals




ATLANTIC PUFFIN
Pages 5, 17




GOLDSCHOPF-PINGUIN
Pages 6, 18




WANDERALBATROS
Pages 7, 19



ARCTIC FOX
Pages 8, 20



WALRUS
Pages 9, 21




POLAR BEAR
Pages 10, 22




ORCA
Pages 11, 23



NARWHAL
Pages 12, 24



CROCODILE ICEFISH
Pages 13, 25



KOLOSS-KALMAR
Pages 14, 26



HARP SEAL
Pages 15, 27




LITTLE AUK
Pages 16, 28

HOW TO DO IT

Color-and-Collage - Arctic Animals

1




Print out the template of your choice and color it in according to your own scheme. We recommend mixing wallpaper paste into waterbased or tempura paints in several colors.

2




Once everything has dried, cut out all the pieces and arrange them together. The exact body and leg positions can be recreated using the template.

3



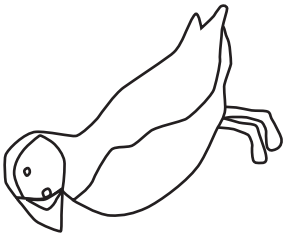
Collage the pieces together by glueing them onto a sheet of paper. If you like, you can first design a fitting background!

4




There are two templates for each animal (one looking to the right and one to the left), so that you can make your own mobile, a large mural or a collaborative poster.

ATLANTIC PUFFIN, LEFT



LABBEASY

LABBEASY



LABBEASY

