

# LABBEASY

LABBEASY

## Window Candles

6 templates for making transparent candles,  
each in 2 different sizes



LABBEASY

PDF 4457-EN

# LABBEASY

LABBEASY

## Window Candles

Design ideas .....	Page 3
How to make it .....	Page 4
Templates, large candles .....	Pages 5 - 7
Templates, small candles .....	Pages 8 - 9

### PRINT SETTINGS

Please use Acrobat Reader to print and make sure that the settings 'Actual size' and 'Auto portrait/landscape' are selected.

### SAVE PAPER & TONER

Only print out the pages you need.

### COPYRIGHT & LICENCE

This material is protected by copyright. Labbé holds exclusive rights. © Labbé Publishing

This PDF file may only be used by the original purchaser and is intended for personal use and teaching. Distribution of the PDF file to school staff or to parents and students is not permitted. It is also not permitted to make it available on the internet or to place it on a school server. It is prohibited to use the PDF file, printouts of the PDF file, and objects created from it for commercial purposes. For more information, visit [www.labbeasy.com](http://www.labbeasy.com)

DESIGN IDEAS

# Window Candles




... with triangular cutouts



... with geometric shapes



... with decorative patterns



... with polka dots



... with stripes



... with mosaic tiles

## HOW TO MAKE IT

# Window Candles

1



Print out the templates on black printing paper and cut out the shapes. The black lines are still easy to see on black paper. You could also use a different color paper.

2



Cut out a rectangular piece of tracing paper the size of the candle and glue it to the outline.

3



Flip the candle over and cut off any excess tracing paper along the sides of the candle.

4




Cut out a rectangular piece of yellow or orange tissue paper the size of the flame and glue it to the back of the flame.

5



Cut off the excess tissue paper along the edge of the flame.

6




Glue pieces of tissue paper in any shape and color onto your candle.

7




Place the transparent candles in a window and... WOW!

LABBEASY



LABBEASY



LABBEASY

LABBEASY