

LABBEASY

LABBEASY

Paper Chains - Halloween

10 different Halloween-themed paper chain templates



LABBEASY

PDF 4033-EN

LABBEASY

LABBEASY

Paper Chains - Halloween

Overview	Page 3
Instructions	Page 4
Paper chain templates	Pages 5 - 14

LABBEASY

PRINT SETTINGS

Please use Acrobat Reader to print and make sure that the settings 'Actual size' and 'Auto portrait/landscape' are selected.

LABBEASY

SAVE PAPER & TONER

Only print out the pages you need.

COPYRIGHT & LICENCE

This material is protected by copyright. Labbé holds exclusive rights. © Labbé Publishing

This PDF file may only be used by the original purchaser and is intended for personal use and teaching. Distribution of the PDF file to school staff or to parents and students is not permitted. It is also not permitted to make it available on the internet or to place it on a school server. It is prohibited to use the PDF file, printouts of the PDF file, and objects created from it for commercial purposes. For more information, visit www.labbeasy.com

LABBEASY

OVERVIEW

Paper Chains - Halloween



BAT
Page 5



GHOST
Page 6



WITCH
Page 7



SKULL
Page 8




JACK-O-LANTERN
Page 9




SPIDER
Page 10



OWL
Page 11



BONES
Page 12




CAT
Page 13




HAUNTED HOUSE
Page 14

HOW TO MAKE IT

Paper Chains - Halloween



Print out your chosen paper chain template and cut out the frame along the solid line.




Fold the paper once down the middle along the dotted line. Then fold it once more along the dotted line, creating an accordion fold and so that you can see the complete shape on top.



Use a stapler to staple the layers together so they don't move as you cut out the shape. Be careful not to staple too close to the shape.



Now you can cut out the shape along the gray line. Try to cut along the line as accurately as possible and be sure not to cut through the fold on the edge of the page.



Once the shape is cut out, carefully unfold it. You can then glue several of these together to form a long paper chain.



LABBEASY

LABBEASY

LABBEASY

LABBEASY